




















Hillocks Foundation Stage (F1 & F2) - Long Term Planning 2022-23

	Autumn 1	Autumn 2	Spring 1	Spring 2	Summer 1	Summer 2
Question	Where do squirrels hide their nuts?	What's that light?	Why is it so cold?	Why can't I have chocolate for breakfast?	Mini Beasts – Who's that creepy crawling?	How does it grow?
Books	  Non – fiction Autumn books and media 	  Non – fiction media about Bonfire Night and Remembrance  	  Non fiction books and media about Penguins and the Antarctica 	  Non fiction books and media about looking after our teeth and oral hygiene 	  Non-fiction 	   Non fiction books and media about beanstalks and growing
PSED	Know, understand and follow the class and school rules	Having the confidence to try new activities Able to take changes of routine in their stride	Understanding the characters in the stories and why they behave as they do	Play cooperatively, taking turns How to handle animals safely and with care	Confident to follow own interests Working as part of a group, listening and sharing ideas	Know, understand and follow the class and school rules
Physical	Large Movement and Yoga Fine motor skills daily Coordination, negotiating space, adjusting speed and direction Using large and small equipment Hygiene – handwashing		Large Movement and Yoga Fine motor skills daily Healthy eating Effects of exercise Hygiene – handwashing and handwashing after handling animals		Outdoor PE – games Throwing and catching balls Healthy eating Effects of exercise Hygiene – handwashing	
C & L	Singing nursery rhymes Listen to story and talking in sentences Knowing that instructions have several parts Explore new vocabulary linked to woodland animals	Singing nursery rhymes Listen to story and talks in sentences about story Asks simple questions Explains and describes plans Explore new vocabulary linked to festivals	Asking and answering questions – relating to penguins. Remembering facts about penguins and discuss them. Explore new vocabulary linked to penguins and the Antarctic	Ask and answer relevant questions Know that they can talk about what they have learned Know they can respond to what they hear with relevant comments Explore new vocabulary linked to teeth and dental hygiene	Asking each other questions about minibeasts and listen to responses - conversation. Responds to what they hear with relevant comments Children talking in compound sentences Use new vocabulary in imaginative ways	Retelling the traditional tale (Jack and the Beanstalk) Children talk about growing plants. They ask each other questions about the growing. They listen to responses - conversation. Explore new vocabulary linked to beanstalks and growing
Literacy	F1 Phase 1 Phonics F2 RWI – SET 1 Sounds Know how to form letters of SET 1 sounds Name writing Rhyming words Talk for writing with key books Non-fiction books – know the difference between fiction and non-fiction	F1 Phase 1 Phonics F2 RWI – SET 1 Sounds Talk for writing with key books Know that sentences have finger spaces and a full stop Know that we can write sentences Know that we can write for different purposes – retelling stories.	F1 Phase 1 Phonics F2 RWI – SET 1 Sounds Talk for writing with key books Writing stories using story language Know that we can make changes to stories Knowing that a sentence has finger spaces and a full stop at the end. Know how to write a simple sentence	F1 Phase 1 Phonics F2 RWI – SET 1 & 2 Sounds Talk for writing with key books Reciting poems Writing sentences Reading their own writing Non-fiction books – know the difference between fiction and non-fiction	F1 Phase 1 Phonics & SET 1 first 16 sounds F2 RWI – SET 1 & 2 Sounds Talk for writing with key books Retell stories Writing stories Reading stories with repetitive language Writing sentences about minibeasts Reading their own writing	F1 Phase 1 Phonics & SET 1 first 16 sounds F2 RWI – SET 1 & 2 Sounds Talk for writing with key books Retell stories Writing instruction for how to grow a beanstalk Reading their own writing


Hillocks Foundation Stage (F1 & F2) - Long Term Planning 2022-23

Mathematics	<p><u>F1</u> Cardinality and Counting- Number Rhymes Comparison - Matching & Pairing, Sorting, Composition - Numberblocks, Pattern - Exploring Pattern Shape and Space/ Measures - Routines</p> <p><u>F2</u> Cardinality and Counting - Numbers to 5 Comparison - Sorting, comparing groups within 5, Composition- Numbers to 5 Pattern - Numerical patterns Shape and Space/ Measures- Time – our day.</p>		<p><u>F1</u> Cardinality and Counting - Number Rhymes and songs. Counting up to 3 objects Comparison - compare objects Composition - Numberblocks. Know some numerals Pattern - Exploring Pattern Shape and Space/ Measures - Routines</p> <p><u>F2</u> Cardinality and Counting - numbers to 10 Comparison - comparing numbers within 10 Composition - Number bonds within 5 and then 10 followed by addition to 10 Pattern - Exploring Pattern Shape and Space/ Measure - 2D and 3D shapes</p>		<p><u>F1</u> Cardinality and Counting - Counts 1:1, Recognises numerals to 5 and count to 10, Matching numerals and quantities Comparison - compare objects Composition - Numberblocks. Know some numerals Pattern - Exploring Pattern. Numerical patterns Shape and Space/ Measures - Routines</p> <p><u>F2</u> Cardinality and Counting - Counting on and back, numbers to 20 Comparison. Composition Pattern - Exploring Pattern Shape and Space/ Measures - Measure</p>	
Understanding the World	<p>Knowing the people who help us in school Knowing how to use the equipment in the technology area – iPad, talking clipboards, bee-bot Harvest festivals (date subject to change) Forest School – Autumn Adventures</p>	<p>Knowing what Bonfire Night is Know how to stay safe on Bonfire Night Know The story of Rama and Sita and how Divali is celebrated (date subject to change) Know The Christmas Story and how Christmas is celebrated Forest School – Autumn Adventures</p>	<p>Facts about Antarctica animals Use iPads and computers to help us to find out about the world around us Forest School – Winter Adventures</p>	<p>Easter – the Easter story, changes in the seasons, signs of spring Make observations of teeth Explore our teeth and good dental hygiene Forest School – Spring Adventures</p>	<p>Observe life cycle of butterfly (caterpillar) Explore worms and set up a wormery Minibeasts hunts Forest School – Summer Adventures</p>	<p>Growing beanstalks Growing other vegetables Discuss and Record what they see happening to their beans. Knowing what a plant needs to grow Forest School – Spring Adventures</p>
Expressive Art and Design	<p>Drawing and painting from observation – self portraits To discuss proportion and shape To discuss likes and dislikes of their work – what can we do about things we dislike</p> <p>Painting and creating woodland animals – use different materials to create different textures and shapes</p> <p>Knowing a range of nursery rhymes</p>	<p>Know and explore techniques – colour mixing Clay modelling - pinch pots related to R.E (Diva lamps) Know how to smooth clay and to add in texture using clay tools</p> <p>Knowing songs and dances for the Christmas Concert</p>	<p>Making patterns and pictures using collage Know how to cut and glue and join materials together</p> <p>Know how to draw from observation Know how to mix colours - adding white and black to create different tones of blue</p> <p>Illustrate a front cover for a story</p>	<p>To create worry jars (linked with Love Monster) To know about warm colours and cool colours and practise mixing them from the primary colours</p> <p>Knowing songs about Spring</p>	<p>Selecting appropriate colours for a particular purpose</p> <p>Create a minibeast Use a selection of wet and dry materials (clay and craft materials). Know the properties of clay and explain what will and will not be possible to create with it</p>	<p>Acting out the stories Using repetition and instruments</p> <p>Making puppets Know how to join materials together Design and make a stick puppet</p> <p>Drawing from close observation (plants/flowers) Use different thicknesses and shapes to create a variety of flowers the children have seen</p>
Enrichment & Experiences	<p>Meeting people who help us in school -</p>	<p>Christmas Concert Bonfire Night Celebrations</p>	<p>Making bird feeders</p>	<p>Coffee Morning Visit from the tooth fairy and a dentist</p>	<p>Watch the life cycle of a butterfly Look after minibeasts</p>	<p>Growing their plants Talking plants home to care for</p>













Hillocks Foundation Stage (F1 & F2) - Long Term Planning 2022-23

	Visits from school staff to talk about their roles – Principal, Office, Kitchen, Site Manager	Remembrance Making a diva lamp	Mobile school ice rink			
--	---	-----------------------------------	------------------------	--	--	--

Hillocks Foundation Stage (F1 & F2) - Long Term Planning 2023-24

	Autumn 1 Cycle B	Autumn 2 Cycle B	Spring 1 Cycle B	Spring 2 Cycle B	Summer 1 Cycle B	Summer 2 Cycle B
Question	Who's that rustling the leaves?	Is it shiny?	Can you tell me a story?	Farm – What's that noise?	What's that sound?	'Oh I do like to be beside the Seaside'
Books	 <p>Non – fiction Autumn books and media about woodland animals</p>	 <p>Non – fiction media about Bonfire Night and Remembrance</p>		 <p>Non – fiction books and media about farm animals and farm life</p>	 <p>Non – fiction books and media about West Africa and health eating.</p>	 <p>Non-fiction books and media about seaside experiences now and in the past</p>
PSED	Know, understand and follow the class and school rules	Having the confidence to try new activities Able to take changes of routine in their stride	Understanding the characters in the stories and why they behave as they do	Play cooperatively, taking turns How to handle animals safely and with care	Confident to follow own interests Working as part of a group, listening and sharing ideas	Keeping safe in the sun and water Healthy eating and exercise Develop independence to make decisions and take risks
Physical	Large Movement and Yoga Fine motor skills daily Coordination, negotiating space, adjusting speed and direction Using large and small equipment Hygiene – handwashing		Large Movement and Yoga Fine motor skills daily Healthy eating Effects of exercise Hygiene – handwashing and handwashing after handling animals		Outdoor PE – games Throwing and catching balls Healthy eating Effects of exercise Hygiene – handwashing	
C & L	Singing nursery rhymes Listen to story and talking in sentences Knowing that instructions have several parts Explore new vocabulary linked to woodland animals	Singing nursery rhymes Listen to story and talks in sentences about story Asks simple questions Explains and describes plans Explore new vocabulary linked to festivals	Retelling the traditional tales Asking and answering questions – relating to hot seating the characters Listening and remembering the stories Explore story vocabulary I	Ask and answer relevant questions Know that they can talk about what they have learned Know they can respond to what they hear with relevant comments Explore new vocabulary linked to farmyards	Children talk about the instruments that they have played and how they work. Asking each other questions about the instruments they have made and listen to responses - conversation. Explore new vocabulary linked to Africa	Asking each other questions about seaside experiences and listen to responses - conversation. Responds to what they hear with relevant comments Children talking in compound sentences Use new vocabulary in imaginative ways
Literacy	F1 Phase I Phonics F2 RWI – SET 1 Sounds Know how to form letters of SET 1 sounds Name writing Rhyming words Talk for writing with key books Non-fiction books – know the difference between fiction and non-fiction	F1 Phase I Phonics F2 RWI – SET 1 Sounds Talk for writing with key books Know that sentences have finger spaces and a full stop Know that we can write sentences Know that we can write for different purposes – retelling stories, recount of visit to Sherwood Pines.	F1 Phase I Phonics F2 RWI – SET 1 Sounds Talk for writing with key books Writing stories using story language Know that we can make changes to stories Knowing that a sentence has finger spaces and a full stop at the end. Know how to write a simple sentence	F1 Phase I Phonics F2 RWI – SET 1 & 2 Sounds Talk for writing with key books Retelling a story (The Little Red Hen) Reading stories with repetitive language Writing sentences Reading their own writing	F1 Phase I Phonics & SET 1 first 16 sounds F2 RWI – SET 1 & 2 Sounds Talk for writing with key books Writing instruction for how to make an instrument Writing sentences about their favourite instrument. Reading their own writing	F1 Phase I Phonics & SET 1 first 16 sounds F2 RWI – SET 1 & 2 Sounds Talk for writing with key books Retell stories Reciting poems Writing stories
Mathematics	F1 Cardinality and Counting- Number Rhymes Comparison - Matching & Pairing, Sorting, Composition - Numberblocks, Pattern - Exploring Pattern Shape and Space/ Measures - Routines F2 Cardinality and Counting - Numbers to 5 Comparison - Sorting, comparing groups within 5, Composition- Numbers to 5		F1 Cardinality and Counting - Number Rhymes and songs. Counting up to 3 objects Comparison - compare objects Composition - Numberblocks. Know some numerals Pattern - Exploring Pattern Shape and Space/ Measures - Routines F2 Cardinality and Counting - numbers to 10 Comparison - comparing numbers within 10		F1 Cardinality and Counting - Counts 1:1, Recognises numerals to 5 and count to 10, Matching numerals and quantities Comparison - compare objects Composition - Numberblocks. Know some numerals Pattern - Exploring Pattern. Numerical patterns Shape and Space/ Measures - Routines F2 Cardinality and Counting - Counting on and back, numbers to 20	

Hillocks Foundation Stage (F1 & F2) - Long Term Planning 2023-24

	<p>Pattern - Numerical patterns Shape and Space/ Measures- Time – our day.</p>		<p>Composition - Number bonds within 5 and then 10 followed by addition to 10 Pattern - Exploring Pattern Shape and Space/ Measure - 2D and 3D shapes</p>		<p>Comparison. Composition Pattern - Exploring Pattern Shape and Space/ Measures - Measure</p>	
<p>Understanding the World</p>	<p>Knowing the people who help us in school Knowing how to use the equipment in the technology area – iPads, talking clipboards, bee-bot Harvest festivals (date subject to change)</p> <p>Changes in the seasons, signs of Autumn</p> 	<p>Knowing what Bonfire Night Is Know how to stay safe on Bonfire Night Know The story of Rama and Sita and how diwali is celebrated (date subject to change) Know The Christmas Story and how Christmas is celebrated</p>  <p>Changes in the seasons, signs of Winter</p> 	<p>Know who people are in the community that help us Use iPad and computers to help us to find out about the world around us</p> <p>Know what birds need to survive and how we can look after them. (Great British Bird Watch)</p>   <p>Luna New Year Celebrations</p>	  <p>Pancake Day (Date tbc) Easter – the Easter story.</p>   <p>Changes in the seasons, signs of spring</p> <p>Make observations of chicks and tractor after they have visited.</p>	<p>Look at different cultures – compare ours to others' lives.</p> 	<p>Know how to look after the beach Use iPad and computers to help us to find out about the world around us</p> <p>Changes in the seasons, signs of Summer</p> 
	<p>Developing Experts Units: <u>Animals</u> Name different types of animals Explore different habitats animals live in Discover dinosaurs and how they are now extinct Lessons -</p> <ul style="list-style-type: none"> Learn about living things which are animals Know where animals live and what they need Know where birds live and what they need – link with Owl Babies Learn about which animals live on a farm Know about dinosaurs which roamed the Earth Learn all about bears <p><u>Our Body</u> Know about and name body parts Describe what different body parts do Explore how our bodies change Think about how we are similar and different Lessons -</p> <ul style="list-style-type: none"> Learn about your body parts: the arms, legs, and chest Learn about your body parts: the hands and feet Learn about your body parts: the eyes and nose – link with senses and Bonfire Night Describe your ears, mouth, and hair Learn about changes in your body since you were a baby – link with differences between baby owls and adult owls Know that we have similarities and differences but are all unique 		<p>Developing Experts Units: <u>Food</u> Know where food comes from Informed about healthy food choices Understand how animals are used for food production Say why measuring ingredients is important Lessons -</p> <ul style="list-style-type: none"> Learn about your diet and how to stay healthy Learn about chickens and eggs – links with farming Learn about cows and milk – links with farming Learn about fruit Learn about vegetables Learn about ingredients and measuring (Easter/Lent) - links with Gingerbread Man and Goldilocks (recipes – gingerbread and porridge) <p><u>Machines</u> Know why a machine is non-living Know different types of machines Explore how machines make jobs easier Think about different modes of transport and what they're used for Lessons -</p> <ul style="list-style-type: none"> Know all about different types of transport Learn how machines help to make jobs easier – links with cooking and farming Learn about non-living things 		<p>Developing Experts Units: <u>The Senses</u> Know the names of the senses Describe what each of our senses does Explore how to make sounds Lessons -</p> <ul style="list-style-type: none"> Learn about the senses: sight, taste, and touch Explore ways to make sound – link with Handa's Noisy Night Learn about your senses: hearing and sight Learn about your senses: smell and touch <p><u>The Beach</u> Know about materials used to build a sandcastle Learn more about the beach environment and how to protect it Lessons -</p> <ul style="list-style-type: none"> Explore how waves wear away the coastline – link with looking after the beach Make the perfect sandcastle <p><u>Forces</u> Know what applying a force to an object means Describe different forces Discover which materials sink and float Lessons -</p> <ul style="list-style-type: none"> Know what happens when you push or pull something Know which things sink or swim – link with The Singing Mermaid 	
<p>Expressive Art and Design</p>	<p>Drawing and painting from observation – self portraits Painting and creating woodland animals Clay modelling</p> <p>Knowing a range of nursery rhymes Forest School – Autumn Adventures</p>	<p>Knowing songs and dances for the Christmas Concert Know and explore techniques – colour mixing Rangoli Pattern Tiles</p> <p>Forest School – Autumn Adventures</p>	<p>Acting out the stories Making puppets Know how to draw from observation Know how to mix colours Painting characters from stories</p> <p>Forest School – Winter Adventures</p>	<p>Know how to draw from close observation Know how to mix colours Knowing songs about Spring</p> <p>Forest School – Spring Adventures</p>	<p>Making patterns and pictures using different media</p>  <p>Exploring African music and instruments</p>	<p>Drawing from close observation Selecting appropriate colours for a particular purpose Using a selection of wet and dry medium correctly to create pictures and patterns</p> <p>Forest School – Summer Adventures</p>

Hillocks Foundation Stage (F1 & F2) - Long Term Planning 2023-24

					Draw and create instruments. Forest School – Spring & Summer Adventures	
Enrichment & Experiences	Meeting people who help us in school - Visits from school staff to talk about their roles – Principle, Office, Kitchen, Site Manager	Christmas Concert Bonfire Night Celebrations Remembrance	Invite people to come and read their favourite traditional story – school staff, parents etc.	Farm visit Incubator for chicks	Perform to concert to parents – music festival with healthy snacks created by the children	Ice Cream Van visit Picnic (Linked to The Lighthouse Keepers Lunch)